

Metallic Liquidtight Cord and Cable Connectors

The Ranger® Series of Steel Liquidtight Cord Connectors

The Ranger® Series Steel Liquidtight Connector takes twice the cable range of most ordinary strain-relief connectors. T&B's Ranger Connectors enable you to reduce your inventory and save time with one connector that can do the work of two.



Features

- Extended range with superior strain relief
- Reduced overall size, fits into tighter spaces
- Gland nut designed to restrict cable bending

Materials

Body: Steel — 2920 series,
Malleable Iron — 4920 & 4960 series

Gland Nut, Grip: Steel — all series
Bushing: Rubber

Environment Classification

- Ordinary locations
- Wet or dry locations
- Fittings used in a trade size knockout requiring a NEMA 3R, 4, 6 or 13 listing require a 5262 Series sealing ring

Range

Cord Range: .125" to .950"

Hub Size Range: ½" to 1"

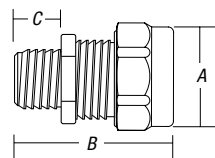
Application

- Provide means for passing a cord cable into an enclosure, through a bulkhead or into a rigid conduit
- Form a mechanical grip and water- and/or oil-resistant seal for cord
- Form a non-slip connection or termination for flexible cord

Cord & Cable Type

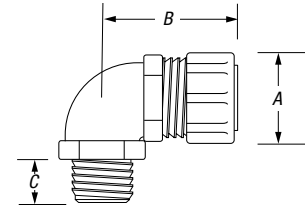
- S, SO, SV, ST, STD, SJ, SJO, SJT, SJTO, SVD

Steel Liquidtight Strain Relief Connectors — Straight



CAT. NO.	HUB SIZE	THROAT DIA.	CORD RANGE	DIMENSIONS (IN.)		
				A	B	C
2920	½"	47/64"	.125-.375	1 1/8	1 3/4	5/8
2921	½"	47/64"	.310-.560	1 1/8	1 3/4	5/8
2922	½"	47/64"	.500-.750	1 1/8	1 3/4	5/8
2930	¾"	13/16"	.125-.375	1 1/8	1 25/32	5/8
2931	¾"	13/16"	.310-.560	1 1/8	1 25/32	5/8
2932	¾"	13/16"	.500-.750	1 1/8	1 25/32	5/8
2940	1"	1 1/16"	.310-.560	1 1/8	1 3/4	3/4
2941	1"	1 1/16"	.500-.750	1 1/8	1 3/4	3/4
2942	1"	3 1/32"	.700-.950	1 1/8	1 7/8	3 1/32

Steel Liquidtight Strain Relief Connectors — 90° Angle



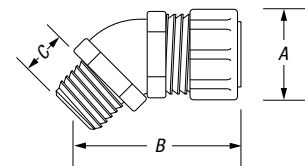
CAT. NO.	HUB SIZE	THROAT DIA.	CORD RANGE	DIMENSIONS (IN.)		
				A	B	C
4960	½"	1 1/32"	.125-.375	1 1/8	1 3/4	5/8
4961	½"	1 1/32"	.310-.560	1 1/8	1 3/4	5/8
4962	½"	1 1/32"	.500-.750	1 1/8	1 23/64	5/8
4970	¾"	25/32"	.125-.375	1 1/8	1 25/32	1 1/16
4971	¾"	25/32"	.310-.560	1 1/8	1 25/32	1 1/16
4972	¾"	25/32"	.500-.750	1 1/8	1 25/32	1 1/16
4980	1"	1	.310-.560	1 1/8	2 1/32	1 1/16

All items shown on this page are suitable for use in hazardous locations where general-purpose equipment is specifically permitted by the NEC®. NEC 501-4(b).

UL File No. E-13938

CSA File No. 52391

Steel Liquidtight Strain Relief Connectors — 45° Angle



CAT. NO.	HUB SIZE	THROAT DIA.	CORD RANGE	DIMENSIONS (IN.)		
				A	B	C
4920	½"	37/64"	.125-.375	1 1/8	1 1/16	47/64
4921	½"	37/64"	.310-.560	1 1/8	1 1/16	47/64
4922	½"	37/64"	.500-.750	1 1/8	1 1/16	47/64
4930	¾"	25/32"	.125-.375	1 1/8	1 1/16	5/8
4931	¾"	25/32"	.310-.560	1 1/8	1 1/16	5/8
4932	¾"	25/32"	.500-.750	1 1/8	1 1/16	5/8

For wire mesh grips, refer to page E-142.